





Joined GFS Prime mid-year, not full 2% rebate		Southwestern Ohio EPC Program Rebates from 2023-24 School Year Spending							
Money Included from previous year(s)		Rebate					Spend		
	Total District Rebate	Food Service	Intrest Dividend Member Participation	Health Insurance Wellness	Classroom Supplies	Copy Paper	Paper & Classroom Supply 7/23 - 6/24		GFS Prime 07/23 - 06/24
Totals	\$2,637,607.60	\$1,151,008.42	\$1,060,067.00	\$395,025.00	\$5,586.42	\$25,733.89	\$2,573,388.91	\$558,642.38	\$57,553,145.16
District	Rebate	Food	Dividend	Wellness	Classroom	Paper	Paper	Classroom	GFS
Ada Ex Vlg	\$3,375.97	\$3,375.97			\$0.00	\$0.00			\$168,798.72
Adams Co/OH Valley	\$15,704.38	\$15,570.59			\$15.17	\$118.62	\$11,861.57	\$1,516.84	\$778,529.32
Allen East	\$190.82	\$190.82			\$0.00	\$0.00			\$9,540.85
Amanda Clearcreek	\$29.50	\$0.00			\$3.26	\$18.91	\$1,891.09	\$325.72	
Anna	\$5,167.74	\$4,744.19			\$228.00	\$195.55	\$19,555.38	\$22,799.54	\$237,209.48
Ansonia	\$10,857.18	\$2,910.65	\$4,895.00	\$2,925.00	\$5.71	\$120.82	\$12,081.55	\$571.44	\$145,532.19
Antwerp	\$6,904.67	\$1,344.42	\$3,172.00	\$2,325.00	\$18.25	\$45.00	\$4,500.00	\$1,825.05	\$67,220.96
Arcanum Butler	\$14,373.24	\$5,145.96	\$5,390.00	\$3,675.00	\$5.71	\$156.57	\$15,656.70	\$570.64	\$257,297.60
Archbold Area	\$149.74	\$0.00			\$13.18	\$136.56	\$13,656.40	\$1,318.05	
Auglaize Co ESC	\$3,482.59	\$0.00	\$3,432.00		\$19.38	\$31.21	\$3,121.00	\$1,938.23	
Batavia	\$10,500.44	\$0.00	\$10,452.00		\$39.78	\$0.00		\$3,977.72	
Bath	\$5,783.62	\$5,545.68			\$50.25	\$187.69	\$18,769.48	\$5,024.73	\$277,284.70
Beavercreek	\$21,456.84	\$20,278.68			\$192.88	\$985.28	\$98,527.63	\$19,288.36	\$1,013,933.49
Bellbrook-Sugarcreek	\$341.73	\$0.00			\$18.49	\$323.24	\$32,324.30	\$1,848.86	
Bellefontaine	\$6,022.22	\$5,914.83			\$3.68	\$103.71	\$10,370.84	\$368.35	\$295,741.34
Benjamin Logan	\$103.03	\$0.00			\$2.27	\$99.73	\$9,973.30	\$227.02	
Bethel	\$12,614.36	\$5,174.63	\$7,124.00		\$56.07	\$259.66	\$25,966.00	\$5,606.86	\$258,731.28
Bethel-Tate	\$15,720.00	\$0.00	\$10,549.00	\$5,062.50	\$70.35	\$38.15	\$3,815.40	\$7,034.85	
Blanchester	\$17,019.71	\$3,283.90	\$13,600.00		\$135.81	\$0.00		\$13,580.98	\$164,195.74
Bluffton	\$4,856.98	\$4,807.41			\$49.57	\$0.00		\$4,957.48	\$240,370.38
Botkins	\$1,800.13	\$1,773.30			\$0.00	\$26.83	\$2,682.90		\$88,664.95
Bowling Green	\$413.65	\$0.00			\$36.12	\$377.53	\$37,753.31	\$3,611.71	
Bowling Green City of	\$25.73	\$0.00			\$25.73	\$0.00		\$2,573.18	
Bradford	\$9,111.96	\$1,898.40	\$5,300.00	\$1,912.50	\$0.00	\$1.06	\$105.90		\$94,919.95
Bright	\$4,200.57	\$4,129.88			\$2.70	\$67.99	\$6,799.00	\$269.60	\$206,494.21
Brookville	\$21,094.71	\$6,792.86	\$9,198.00	\$4,950.00	\$32.50	\$121.35	\$12,135.33	\$3,250.13	\$339,643.04
Butler Co ESC	\$10,572.00	\$10,572.00			\$0.00	\$0.00			\$528,600.35
Carlisle	\$21,653.23	\$5,005.41	\$11,076.00	\$5,550.00	\$21.82	\$0.00		\$2,182.02	\$250,270.48
Cedar Cliff	\$6,962.81	\$1,774.11	\$2,970.00	\$2,212.50	\$6.20	\$0.00		\$619.55	\$88,705.66
Celina	\$35,058.25	\$9,625.69	\$14,352.00	\$11,062.50	\$18.06	\$0.00		\$1,806.21	\$481,284.51
Centerville	\$23,217.63	\$22,225.99			\$94.84	\$896.80	\$89,679.72	\$9,483.66	\$1,111,299.29
Chaminade Julienne	\$33.14	\$0.00			\$12.45	\$0.00		\$1,244.80	
Cin Day Academy	\$30.54	\$0.00			\$0.00	\$10.50	\$1,049.70		
Clark Co Com. Health	\$27.99	\$0.00			\$0.00	\$27.99	\$2,799.20		
Clark Co Juv Det	\$716.85	\$716.85			\$0.00	\$0.00			\$35,842.33
Clark Co ESC	\$14,302.87	\$0.00	\$9,240.00	\$5,025.00	\$0.00	\$37.87	\$3,786.60		
Clark-Shawnee	\$19,364.48	\$6,859.45	\$12,166.00		\$97.90	\$241.13	\$24,113.00	\$9,789.99	\$342,972.09
Clermont Co ESC	\$17,536.00	\$0.00	\$10,036.00	\$7,500.00	\$0.00	\$0.00			
Clermont-Northeastern	\$10,370.00	\$0.00	\$5,720.00	\$4,650.00	\$0.00	\$0.00			
Clinton Co DD	\$2,252.00	\$0.00	\$1,352.00	\$900.00	\$0.00	\$0.00			
Clinton Massie	\$22,788.80	\$5,554.02	\$11,165.00	\$5,925.00	\$0.00	\$144.78	\$14,477.80		\$277,701.46
Coldwater	\$16,348.19	\$6,613.89	\$5,668.00	\$3,975.00	\$0.00	\$91.30	\$9,130.20		\$330,694.50
Continental	\$77.24	\$0.00			\$0.00	\$59.34	\$5,934.40		
Cory Rawson	\$64.87	\$0.00			\$0.00	\$64.87	\$6,487.20		
Covington	\$10,990.66	\$3,076.35	\$4,420.00	\$3,375.00	\$8.96	\$110.35	\$11,035.22	\$896.15	\$153,817.34
Crestview	\$305.92	\$0.00			\$84.81	\$221.11	\$22,111.20	\$8,480.65	
Darke Co ESC	\$9,323.26	\$0.00	\$6,900.00	\$2,362.50	\$28.64	\$32.12	\$3,212.11	\$2,863.80	
Dayton Christian	\$151.66	\$0.00			\$27.95	\$123.71	\$12,371.10	\$2,794.68	
Dayton Early College	\$8,382.31	\$8,302.66			\$79.65	\$0.00		\$7,964.55	\$529,738.15
Dayton Public	\$59,779.67	\$59,547.80			\$8.42	\$223.45	\$22,344.80	\$842.12	\$3,108,598.79
Dayton Stem School	\$129.92	\$0.00			\$113.41	\$0.00		\$11,340.64	
Deer Park	\$4,925.07	\$4,918.37			\$6.70	\$0.00		\$670.32	\$245,918.37
East Clinton	\$17,869.75	\$6,426.29	\$11,242.00		\$73.81	\$127.65	\$12,765.09	\$7,380.82	\$321,314.87
Eaton	\$25,117.09	\$7,907.67	\$10,065.00	\$6,900.00	\$32.27	\$212.15	\$21,215.34	\$3,227.25	\$395,383.02
Edgerton	\$93.42	\$0.00			\$70.45	\$0.00		\$7,045.30	
Edgewood	\$26,470.51	\$0.00	\$13,950.00	\$12,187.50	\$0.00	\$333.01	\$33,301.10		
Elida	\$7,809.38	\$7,809.38			\$0.00	\$0.00			\$390,469.08
Fairbanks	\$4,576.74	\$0.00	\$4,576.00		\$0.00	\$0.00			

Joined GFS Prime mid-year, not full 2% rebate		Southwestern Ohio EPC Program Rebates from 2023-24 School Year Spending							
Money Included from previous year(s)		Rebate					Spend		
	Total District Rebate	Food Service	Intrest Dividend Member Participation	Health Insurance Wellness	Classroom Supplies	Copy Paper	Paper & Classroom Supply 7/23 - 6/24		GFS Prime 07/23 - 06/24
Totals	\$2,637,607.60	\$1,151,008.42	\$1,060,067.00	\$395,025.00	\$5,586.42	\$25,733.89	\$2,573,388.91	\$558,642.38	\$57,553,145.16
District	Rebate	Food	Dividend	Wellness	Classroom	Paper	Paper	Classroom	GFS
Fairborn	\$64,186.61	\$18,342.08	\$30,723.00	\$14,700.00	\$40.05	\$381.48	\$38,148.00	\$4,005.43	\$917,104.45
Fairfield City	\$30,986.26	\$29,468.09			\$0.00	\$1,518.17	\$151,816.65		\$1,473,404.06
Fairfield Local	\$4,979.07	\$4,893.53			\$0.00	\$85.54	\$8,554.28		\$244,676.98
Fairlawn	\$3,075.50	\$2,999.03			\$1.14	\$75.33	\$7,533.42	\$113.68	\$149,951.82
Felicity Franklin	\$6,773.09	\$0.00	\$4,389.00	\$2,362.50	\$4.88	\$0.00		\$487.79	
Fort Frye	\$4,356.41	\$4,340.01			\$16.40	\$0.00		\$1,639.85	\$217,000.48
Fort Loramie	\$4,017.68	\$3,813.24			\$23.60	\$180.84	\$18,083.72	\$2,360.19	\$190,662.03
Fort Recovery	\$12,730.82	\$5,486.83	\$4,160.00	\$3,037.50	\$44.68	\$1.81	\$180.84	\$4,468.07	\$274,341.48
Franklin	\$20,120.91	\$6,692.48	\$13,104.00		\$6.79	\$317.64	\$31,764.48	\$679.03	\$334,623.67
Franklin Monroe	\$6,539.39	\$1,322.56	\$3,025.00	\$2,100.00	\$14.34	\$77.49	\$7,749.20	\$1,434.21	\$66,128.30
Gahanna Christian	\$584.03	\$584.03			\$0.00	\$0.00			\$29,201.34
Global Village Academy	\$1,200.10	\$1,200.10			\$0.00	\$0.00			\$60,004.58
Goshen	\$18,494.41	\$8,370.06	\$10,088.00		\$27.28	\$0.00		\$2,727.57	\$418,502.97
Graham	\$20,004.12	\$6,671.53	\$7,384.00	\$5,775.00	\$0.17	\$173.42	\$17,341.65	\$17.43	\$333,575.82
Grant Career Ctr	\$3,504.02	\$0.00	\$2,132.00	\$1,350.00	\$22.02	\$0.00		\$2,201.70	
Great Oaks Career	\$10,657.30	\$10,657.30			\$0.00	\$0.00			\$532,864.19
Greene Co CC	\$9,616.38	\$0.00	\$5,885.00	\$3,675.00	\$18.97	\$37.41	\$3,741.10	\$1,896.59	
Greene Co ESC	\$19,512.50	\$0.00	\$14,300.00	\$5,212.50	\$0.00	\$0.00			
Greeneview	\$12,104.09	\$3,187.47	\$8,624.00		\$5.66	\$286.96	\$28,695.74	\$566.12	\$159,373.33
Greenfield	\$9,212.01	\$8,885.05			\$1.21	\$325.75	\$32,574.72	\$121.40	\$444,252.83
Greenon	\$19,193.41	\$4,489.98	\$9,702.00	\$4,912.50	\$0.00	\$88.93	\$8,893.41		\$224,498.89
Greenville	\$31,778.67	\$6,540.75	\$24,900.00		\$2.86	\$335.06	\$33,506.49	\$286.16	\$327,037.55
Hamilton	\$1,010.56	\$0.00			\$32.14	\$978.41	\$97,841.46	\$3,214.33	
Hardin Houston	\$3,002.02	\$2,889.62			\$5.16	\$107.24	\$10,723.98	\$516.08	\$144,481.07
Harvest Prep	\$5,997.92	\$5,997.92			\$0.00	\$0.00			\$299,895.75
Hillsboro	\$15,333.52	\$15,160.14			\$3.68	\$169.70	\$16,969.90	\$368.40	\$758,007.13
Hillsboro Christian	\$196.19	\$196.19			\$0.00	\$0.00			\$9,809.73
Huber Heights	\$48,383.30	\$21,826.10	\$26,104.00		\$20.72	\$432.48	\$43,248.01	\$2,071.92	\$1,091,304.62
Huntington	\$3,576.98	\$3,476.65			\$0.00	\$100.33	\$10,033.06		\$173,832.78
Jackson Center	\$2,308.66	\$2,180.09			\$30.21	\$98.36	\$9,835.50	\$3,020.79	\$109,004.86
Jefferson Local	\$245.07	\$173.97			\$3.26	\$67.84	\$6,784.20	\$326.21	\$8,698.46
Jefferson Twp	\$1,725.00	\$0.00	\$1,725.00		\$0.00	\$0.00			
Jennings Local	\$1,510.90	\$1,510.90			\$0.00	\$0.00			\$75,545.24
Kalida	\$2,542.41	\$2,542.41			\$0.00	\$0.00			\$127,120.24
Kenton	\$57.76	\$0.00			\$30.18	\$27.58	\$2,757.70	\$3,018.14	
Kettering	\$66,083.69	\$26,205.26	\$38,900.00		\$144.69	\$833.74	\$83,374.43	\$14,468.72	\$1,310,263.26
Kings	\$11,493.58	\$10,988.69			\$44.87	\$460.02	\$46,002.16	\$4,487.24	\$549,434.32
Lakota	\$434.20	\$0.00			\$434.20	\$0.00		\$43,419.90	
Lebanon	\$11,804.06	\$11,448.34			\$21.68	\$334.04	\$33,403.79	\$2,167.86	\$572,417.60
Legacy Christian	\$2,516.38	\$2,505.41			\$10.97	\$0.00		\$1,097.10	\$125,270.62
Leipsic	\$69.98	\$0.00			\$0.00	\$69.98	\$6,998.00		
Lima	\$20,482.87	\$20,431.50			\$51.37	\$0.00		\$5,136.86	\$1,021,573.80
Lincolnvew	\$2,791.38	\$2,783.52			\$7.86	\$0.00		\$786.40	\$139,176.11
Little Miami	\$40,625.99	\$14,732.25	\$25,493.00		\$190.88	\$209.86	\$20,985.60	\$19,087.60	\$736,613.17
Lockland	\$71.45	\$0.00			\$71.45	\$0.00		\$7,144.91	
Loveland	\$9,662.39	\$9,661.19			\$1.20	\$0.00		\$120.42	\$483,058.47
Lynchburg-Clay	\$30.66	\$0.00			\$22.63	\$0.00		\$2,262.59	
Mad River	\$64,137.70	\$15,548.08	\$35,300.00	\$12,900.00	\$76.72	\$312.90	\$31,290.00	\$7,672.29	\$777,403.81
Madison	\$6,689.16	\$6,683.78			\$5.38	\$0.00		\$538.20	\$334,188.98
Madison-Plains	\$19,551.97	\$5,396.46	\$7,280.00	\$6,750.00	\$30.71	\$94.80	\$9,480.00	\$3,070.51	\$269,823.05
Manchester	\$3,900.33	\$3,783.77			\$27.77	\$88.79	\$8,878.80	\$2,777.16	\$189,188.70
Marion	\$10,598.11	\$4,394.02	\$3,640.00	\$2,437.50	\$1.81	\$124.78	\$12,478.25	\$180.65	\$219,701.29
Mason	\$1,269.87	\$0.00			\$22.13	\$1,247.74	\$124,774.22	\$2,213.44	
Mercer Co ESC	\$5,570.50	\$0.00	\$3,276.00	\$2,287.50	\$0.00	\$7.00	\$699.80		
Miami Co ESC	\$16,085.95	\$0.00	\$9,360.00	\$6,675.00	\$13.83	\$37.12	\$3,712.00	\$1,383.40	
Miami East	\$14,941.98	\$4,869.44	\$5,668.00	\$4,200.00	\$14.65	\$189.89	\$18,988.93	\$1,465.12	\$243,472.04
Miami Trace	\$13,054.02	\$12,865.47			\$0.00	\$188.55	\$18,855.26		\$643,273.46
Miami Valley CTC	\$18,708.78	\$0.00	\$10,750.00	\$7,537.50	\$138.64	\$282.64	\$28,264.42	\$13,863.95	

Joined GFS Prime mid-year, not full 2% rebate		Southwestern Ohio EPC Program Rebates from 2023-24 School Year Spending							
Money Included from previous year(s)		Rebate					Spend		
	Total District Rebate	Food Service	Intrest Dividend Member Participation	Health Insurance Wellness	Classroom Supplies	Copy Paper	Paper & Classroom Supply 7/23 - 6/24		GFS Prime 07/23 - 06/24
Totals	\$2,637,607.60	\$1,151,008.42	\$1,060,067.00	\$395,025.00	\$5,586.42	\$25,733.89	\$2,573,388.91	\$558,642.38	\$57,553,145.16
District	Rebate	Food	Dividend	Wellness	Classroom	Paper	Paper	Classroom	GFS
Miami Valley School	\$82.54	\$0.00			\$5.48	\$56.31	\$5,630.95	\$547.85	
Miamisburg	\$54,563.67	\$14,648.17	\$22,880.00	\$16,312.50	\$131.39	\$591.61	\$59,161.08	\$13,138.99	\$732,408.32
Milford	\$33,450.30	\$33,450.30			\$0.00	\$0.00			\$1,672,515.02
Miller City New Cleve	\$1,591.18	\$1,591.18			\$0.00	\$0.00			\$79,558.97
Milton Union	\$16,721.10	\$4,529.38	\$7,700.00	\$4,312.50	\$13.51	\$165.71	\$16,570.75	\$1,351.14	\$226,468.79
Minster	\$10,553.62	\$5,550.05	\$2,756.00	\$2,137.50	\$37.78	\$72.29	\$7,228.52	\$3,778.34	\$277,502.49
Mississinawa	\$10,512.26	\$3,327.42	\$4,180.00	\$2,887.50	\$26.40	\$90.94	\$9,093.91	\$2,640.17	\$166,371.16
Montgomery Co DDS	\$48.57	\$0.00			\$0.00	\$48.57	\$4,856.96		
Montgomery Co ESC	\$33,073.57	\$0.00	\$19,396.00	\$13,500.00	\$21.06	\$156.51	\$15,651.20	\$2,106.26	
MVECA	\$2,156.00	\$0.00	\$2,156.00		\$0.00	\$0.00			
National Trail	\$10,687.95	\$5,612.39	\$5,060.00		\$15.56	\$0.00		\$1,555.92	\$280,619.45
New Bremen	\$6,514.88	\$2,685.03	\$3,692.00		\$137.85	\$0.00		\$13,785.30	\$134,251.88
New Knoxville	\$3,733.02	\$1,757.02	\$1,976.00		\$0.00	\$0.00			\$87,850.85
New Lebanon	\$13,239.18	\$3,712.73	\$5,252.00	\$4,125.00	\$38.85	\$110.60	\$11,060.22	\$3,885.10	\$185,637.10
New Miami	\$57.51	\$0.00			\$1.26	\$54.99	\$5,499.20	\$125.82	
New Richmond	\$20,267.44	\$5,477.59	\$14,784.00		\$0.00	\$0.00			\$273,879.41
Newton	\$5,169.09	\$1,730.79	\$3,410.00		\$28.30	\$0.00		\$2,829.75	\$86,539.12
Northeastern	\$39,108.54	\$6,822.19	\$20,951.00	\$11,100.00	\$19.28	\$216.07	\$21,606.90	\$1,928.18	\$34,109.18
Northmont	\$51,167.08	\$26,098.78	\$24,948.00		\$15.36	\$104.94	\$10,494.24	\$1,535.88	\$1,304,939.25
Northridge	\$32,132.07	\$7,516.23	\$17,800.00	\$6,562.50	\$45.07	\$208.27	\$20,826.83	\$4,506.99	\$375,811.80
Northwest	\$27,588.18	\$27,424.34			\$21.44	\$142.40	\$14,239.97	\$2,144.48	\$1,371,216.32
Northwestern	\$19,548.56	\$4,810.78	\$9,702.00	\$4,912.50	\$3.10	\$120.18	\$12,018.02	\$309.72	\$240,538.83
Oakwood	\$26,274.17	\$3,547.31	\$15,246.00	\$7,425.00	\$8.50	\$47.36	\$4,736.48	\$849.84	\$177,365.51
Ottoville	\$2,279.27	\$2,279.27			\$0.00	\$0.00			\$113,963.38
Our Lady of Grace	\$1,986.91	\$1,986.91			\$0.00	\$0.00			\$99,345.51
Parkway	\$8,159.00	\$0.00	\$4,784.00	\$3,375.00	\$0.00	\$0.00			
Paulding	\$116.82	\$0.00			\$116.82	\$0.00		\$11,681.84	
Perry	\$3,024.33	\$3,024.33			\$0.00	\$0.00			\$151,216.51
Piqua City	\$13,116.10	\$13,114.98			\$1.12	\$0.00		\$111.72	\$655,749.80
Pleasant Local	\$177.20	\$0.00			\$21.60	\$155.60	\$15,560.00	\$2,159.69	
Preble Co ESC	\$4,832.26	\$0.00	\$3,500.00	\$1,312.50	\$0.00	\$19.76	\$1,975.64		
Preble Shawnee	\$10,474.74	\$3,975.18	\$6,344.00		\$0.00	\$155.56	\$15,555.55		\$198,759.18
Reading	\$5,160.31	\$5,160.31			\$0.00	\$0.00			\$258,015.46
Riverdale	\$122.81	\$0.00			\$57.01	\$65.80	\$6,580.00	\$5,700.65	
Riverside Local	\$9,502.31	\$3,100.02	\$3,795.00	\$2,550.00	\$0.00	\$57.29	\$5,729.48		\$155,000.81
River View	\$178.29	\$0.00			\$7.25	\$171.03	\$17,103.10	\$725.45	
Rock Hill	\$43.18	\$0.00			\$43.18	\$0.00		\$4,318.07	
Ross Local	\$8,249.48	\$8,249.48			\$0.00	\$0.00			\$412,473.62
Russia	\$1,379.78	\$1,293.55			\$27.31	\$58.92	\$5,892.20	\$2,730.53	\$64,677.53
Shared Resource Ctr	\$624.00	\$0.00	\$624.00		\$0.00	\$0.00			
Shawnee	\$6,851.27	\$6,839.55			\$11.72	\$0.00		\$1,172.30	\$341,977.33
Shelby Co DD	\$4,489.06	\$0.00	\$4,466.00		\$3.11	\$19.95	\$1,995.00	\$310.52	
Sidney	\$34,938.22	\$12,826.17	\$13,035.00	\$8,925.00	\$7.92	\$144.13	\$14,412.80	\$791.53	\$641,308.56
Southeastern (Clark)	\$7,580.11	\$1,827.24	\$5,621.00		\$30.68	\$101.19	\$10,118.52	\$3,067.52	\$91,362.13
Southern Ohio ESC	\$11,484.21	\$0.00	\$8,500.00	\$2,962.50	\$4.65	\$17.06	\$1,706.02	\$464.90	
Southwest	\$11,725.77	\$11,725.77			\$0.00	\$0.00			\$586,288.74
Spencerville	\$3,071.85	\$3,071.85			\$0.00	\$0.00			\$153,592.39
Springboro	\$67,109.36	\$13,809.82	\$35,343.00	\$17,025.00	\$128.90	\$802.64	\$80,263.98	\$12,889.99	\$690,491.12
Springfield City	\$49,632.29	\$49,394.53			\$1.04	\$236.72	\$23,672.11	\$103.68	\$2,469,726.36
Springfield Clark CTC	\$14,481.66	\$5,306.21	\$6,314.00	\$2,812.50	\$0.00	\$48.95	\$4,895.49		\$265,310.57
St Albert The Great	\$12,278.58	\$12,278.58			\$0.00	\$0.00			\$613,928.83
St Henry	\$11,080.37	\$3,836.25	\$4,264.00	\$2,925.00	\$55.12	\$0.00		\$5,512.00	\$191,812.67
St Joseph Orphanage	\$3,120.74	\$3,120.74			\$0.00	\$0.00			\$219,948.81
St Margaret of York	\$36.19	\$0.00			\$36.19	\$0.00		\$3,618.83	
St Marys	\$39,190.28	\$20,822.16	\$12,474.00	\$5,587.50	\$19.01	\$287.61	\$28,760.77	\$1,901.44	\$1,041,107.82
Talawanda	\$10,007.21	\$9,596.44			\$60.63	\$350.14	\$35,013.59	\$6,062.85	\$479,822.33
Tecumseh	\$41,760.31	\$10,384.12	\$20,174.00	\$10,650.00	\$111.52	\$440.67	\$44,066.58	\$11,152.17	\$519,205.23
Three Rivers	\$5,810.84	\$5,810.84			\$0.00	\$0.00			\$290,542.01

Joined GFS Prime mid-year, not full 2% rebate		Southwestern Ohio EPC Program Rebates from 2023-24 School Year Spending							
Money Included from previous year(s)		Rebate					Spend		
	Total District Rebate	Food Service	Intrest Dividend Member Participation	Health Insurance Wellness	Classroom Supplies	Copy Paper	Paper & Classroom Supply 7/23 - 6/24		GFS Prime 07/23 - 06/24
Totals	\$2,637,607.60	\$1,151,008.42	\$1,060,067.00	\$395,025.00	\$5,586.42	\$25,733.89	\$2,573,388.91	\$558,642.38	\$57,553,145.16
District	Rebate	Food	Dividend	Wellness	Classroom	Paper	Paper	Classroom	GFS
Tipp City	\$23,720.46	\$5,254.68	\$9,360.00	\$8,850.00	\$37.18	\$218.60	\$21,860.39	\$3,718.06	\$262,734.02
Tolles CC	\$7,833.86	\$0.00	\$4,420.00	\$3,300.00	\$4.08	\$109.78	\$10,977.80	\$408.49	
Tri County North	\$10,571.51	\$3,193.23	\$4,400.00	\$2,962.50	\$2.66	\$13.12	\$1,311.60	\$265.60	\$159,661.30
Tri Village	\$13,344.22	\$2,412.35	\$7,800.00	\$3,000.00	\$2.06	\$129.81	\$12,980.95	\$206.46	\$120,617.41
Triad	\$5,156.60	\$5,156.60			\$0.00	\$0.00			\$257,830.38
Trotwood Madison	\$42,452.78	\$15,047.10	\$14,976.00	\$12,225.00	\$10.19	\$194.49	\$19,448.96	\$1,019.44	\$752,354.92
Troy Christian	\$73.55	\$0.00			\$1.87	\$71.68	\$7,167.60	\$187.20	
Troy	\$18,631.89	\$18,272.40			\$19.83	\$339.66	\$33,965.60	\$1,982.65	\$913,619.49
Twin Valley	\$7,422.16	\$3,088.27	\$4,160.00		\$34.30	\$139.59	\$13,959.03	\$3,430.42	\$154,413.72
Upper Valley CC	\$22,822.36	\$5,579.01	\$17,000.00		\$5.22	\$238.13	\$23,812.84	\$521.81	\$278,950.01
Valley View	\$20,196.68	\$6,682.43	\$7,700.00	\$5,587.50	\$15.03	\$211.72	\$21,171.74	\$1,502.72	\$334,121.61
Vandalia Butler	\$23,971.32	\$8,546.94	\$15,120.00		\$6.36	\$298.02	\$29,802.01	\$635.98	\$427,347.05
Vanlue	\$696.15	\$680.19			\$0.00	\$15.96	\$1,596.00		\$34,009.59
Van Wert	\$6,953.98	\$6,770.88			\$6.70	\$176.40	\$17,640.00	\$670.35	\$338,543.85
Vantage CC	\$2,472.77	\$2,458.38			\$14.39	\$0.00		\$1,439.44	\$122,919.43
Versailles	\$17,353.02	\$5,983.66	\$6,600.00	\$4,612.50	\$10.28	\$146.58	\$14,657.75	\$1,027.61	\$299,183.11
Wapakoneta	\$15,845.26	\$15,803.10			\$42.16	\$0.00		\$4,215.85	\$790,155.33
Warren Co CC	\$17,035.54	\$0.00	\$11,627.00	\$5,400.00	\$2.36	\$0.00		\$235.74	
Warren Co ESC	\$54,566.78	\$0.00	\$40,800.00	\$13,725.00	\$41.78	\$0.00		\$4,178.08	
Washington C H	\$12,811.31	\$12,775.50			\$35.81	\$0.00		\$3,580.98	\$638,774.65
Wayne	\$13,933.58	\$3,158.73	\$10,608.00		\$13.26	\$153.59	\$15,358.70	\$1,325.93	\$157,936.44
Wayne Trace	\$8,837.50	\$0.00	\$5,050.00	\$3,787.50	\$0.00	\$0.00			
Waynesfield-Goshen	\$6,525.27	\$1,542.27	\$2,808.00	\$2,175.00	\$0.00	\$0.00			\$77,113.71
West Carrollton	\$30,355.04	\$12,784.86	\$17,108.00		\$59.86	\$402.32	\$40,232.29	\$5,985.95	\$639,242.46
West Central Juv Det	\$1,477.86	\$1,477.86			\$0.00	\$0.00			\$73,893.09
West Clermont	\$49.10	\$0.00			\$49.10	\$0.00		\$4,909.62	
West Liberty Salem	\$9,013.42	\$4,241.16	\$4,700.00		\$14.72	\$57.54	\$5,754.05	\$1,471.78	\$212,058.42
Western Brown	\$10,764.42	\$10,761.33			\$0.00	\$0.00			\$538,065.75
Whitehall	\$102.91	\$0.00			\$102.91	\$0.00		\$10,291.31	
Williamsburg	\$6,006.00	\$0.00	\$6,006.00		\$0.00	\$0.00			
Wilmington	\$28,964.35	\$0.00	\$23,100.00	\$5,625.00	\$22.35	\$217.00	\$21,700.15	\$2,234.51	
Winton Woods	\$12,335.83	\$12,335.83			\$0.00	\$0.00			\$616,790.93
Xenia	\$45,592.30	\$17,862.32	\$15,900.00	\$11,137.50	\$214.46	\$478.02	\$47,802.11	\$21,445.85	\$893,116.52
Yellow Springs	\$8,706.41	\$0.00	\$5,775.00	\$2,850.00	\$2.52	\$78.89	\$7,889.25	\$251.88	