





Amounts under \$25 will be added next year		Southwestern Ohio EPC Program Rebates from 2022-23 School Year Spending							
Joined GFS Prime mid-year, not full 2% rebate		Rebate					Spend		
Money Included from previous year(s)		Food Service	Intrest Dividend Member Participation	Health Insurance Wellness	Classroom Supplies	Copy Paper	Paper & Classroom Supply 7/22 - 6/23	GFS Prime 07/22 - 06/23	
	Total District Rebate								
Totals	\$2,258,045.32	\$956,880.99	\$978,238.00	\$286,054.75	\$10,291.36	\$26,580.23	\$2,658,022.95	\$1,029,135.71	\$48,892,098.99
District	Rebate	Food	Dividend	Wellness	Classroom	Paper	Paper	Classroom	GFS
Ada Ex Vlg	\$2,849.19	\$2,845.87			\$3.32	\$0.00		\$331.63	\$142,293.37
Adams Co/OH Valley	\$8,662.94	\$8,662.94			\$0.00	\$0.00			\$433,147.13
Allen East	\$30.04	\$0.00			\$30.04	\$0.00		\$3,003.89	
Amanda Clearcreek	\$202.67	\$0.00			\$10.68	\$191.98	\$19,198.37	\$1,068.47	
Anna	\$2,153.31	\$1,988.47			\$29.54	\$135.30	\$13,530.33	\$2,954.49	\$202,864.27
Ansonia	\$10,398.84	\$2,599.37	\$4,345.00	\$3,262.50	\$191.97	\$0.00		\$19,196.99	\$129,968.66
Antwerp	\$5,734.48	\$0.00	\$3,328.00	\$2,287.50	\$29.18	\$89.80	\$8,980.00	\$2,918.02	
Apollo Career Center	\$57.42	\$0.00			\$57.42	\$0.00		\$5,742.17	
Arcanum Butler	\$13,653.99	\$4,624.45	\$5,225.00	\$3,600.00	\$7.92	\$196.62	\$19,662.40	\$791.76	\$231,222.59
Archbold Area	\$46.49	\$0.00			\$22.77	\$0.00		\$2,277.30	
Auglaize Co ESC	\$3,661.62	\$0.00	\$3,588.00		\$36.19	\$37.43	\$3,742.50	\$3,619.35	
Batavia	\$10,805.72	\$0.00	\$10,504.00		\$301.72	\$0.00		\$30,172.33	
Bath	\$5,170.89	\$5,117.73			\$53.16	\$0.00		\$5,316.35	\$255,885.94
Beavercreek	\$18,666.99	\$17,907.32			\$136.01	\$623.66	\$62,365.86	\$13,600.75	\$895,365.28
Bellbrook-Sugarcreek	\$497.69	\$0.00			\$164.72	\$332.96	\$33,296.25	\$16,472.47	
Bellefontaine	\$5,061.81	\$4,847.10			\$71.56	\$143.15	\$14,315.10	\$7,155.71	\$242,354.66
Benjamin Logan	\$141.40	\$0.00			\$37.29	\$104.11	\$10,411.10	\$3,729.26	
Bethel	\$9,940.62	\$4,243.07	\$5,500.00		\$0.55	\$197.00	\$19,700.00	\$55.41	\$212,153.39
Bethel-Tate	\$7,194.29	\$0.00	\$7,176.00		\$18.29	\$0.00		\$1,829.23	
Blanchester	\$3,105.59	\$2,696.12			\$60.27	\$349.20	\$34,920.00	\$6,027.19	\$134,806.05
Bluffton	\$4,077.22	\$3,995.00			\$82.22	\$0.00		\$8,222.13	\$199,749.93
Botkins	\$1,586.65	\$1,453.18			\$133.47	\$0.00		\$13,347.01	\$72,658.87
Bowling Green	\$355.87	\$0.00			\$53.43	\$302.44	\$30,244.20	\$5,342.84	
Bradford	\$9,173.99	\$1,639.29	\$5,300.00	\$2,175.00	\$0.00	\$59.70	\$5,970.00		\$81,964.23
Bright	\$3,909.73	\$3,817.32			\$1.85	\$90.57	\$9,056.50	\$184.55	\$190,866.21
Brookville	\$16,091.45	\$6,297.09	\$9,417.00		\$181.63	\$195.73	\$19,572.93	\$18,163.05	\$314,854.77
Butler Co ESC	\$11,287.01	\$11,287.01			\$0.00	\$0.00			\$564,350.40
Carlisle	\$21,457.67	\$4,454.23	\$11,466.00	\$5,512.50	\$24.94	\$0.00		\$2,493.60	\$222,711.60
Cedar Cliff	\$6,832.49	\$1,454.94	\$3,245.00	\$2,100.00	\$27.16	\$5.40	\$539.55	\$2,715.79	\$72,746.88
Celina	\$35,651.80	\$9,156.27	\$14,560.00	\$11,700.00	\$235.53	\$0.00		\$23,553.04	\$457,814.52
Centerville	\$20,537.72	\$19,222.66			\$27.10	\$1,287.96	\$128,796.24	\$2,710.06	\$961,132.52
Chaminade Julianne	\$17.88	\$0.00			\$17.88	\$0.00		\$1,788.45	
Christian Academy	\$346.49	\$346.49			\$0.00	\$0.00			\$17,324.54
Cin Day Academy	\$1.34	\$0.00			\$1.34	\$0.00		\$134.10	
Clark Co Com. Health	\$39.92	\$0.00			\$0.00	\$39.92	\$3,992.00		
Clark Co Juv Det	\$717.95	\$717.95			\$0.00	\$0.00			\$35,897.36
Clark Co ESC	\$8,960.38	\$0.00	\$8,932.00		\$0.00	\$28.38	\$2,838.00		
Clark-Shawnee	\$18,928.68	\$6,561.95	\$11,935.00		\$128.40	\$303.33	\$30,333.16	\$12,839.81	\$328,097.36
Clermont Co ESC	\$10,192.00	\$0.00	\$10,192.00		\$0.00	\$0.00			
Clermont-Northeastern	\$5,941.62	\$0.00	\$5,928.00		\$13.62	\$0.00		\$1,361.83	
Clinton Co DD	\$2,073.00	\$0.00	\$1,248.00	\$825.00	\$0.00	\$0.00			
Clinton Massie	\$22,295.26	\$4,324.34	\$11,627.00	\$6,075.00	\$15.21	\$253.71	\$25,371.00	\$1,521.19	\$216,217.38
Coldwater	\$15,675.91	\$6,021.96	\$5,668.00	\$3,937.50	\$3.15	\$45.30	\$4,530.00	\$315.44	\$301,098.22
Continental	\$17.90	\$0.00			\$0.00	\$17.90	\$1,790.00		
Cory Rawson	\$84.83	\$0.00			\$0.00	\$84.83	\$8,483.00		
Covington	\$10,614.82	\$2,397.78	\$4,576.00	\$3,450.00	\$56.90	\$134.14	\$13,414.19	\$5,690.07	\$119,888.57
Crestview	\$31.65	\$0.00			\$17.71	\$0.00		\$1,771.45	
Darke Co DD	\$1.45	\$0.00			\$1.45	\$0.00		\$145.02	
Darke Co ESC	\$5,570.45	\$0.00	\$5,500.00		\$6.52	\$63.92	\$6,392.37	\$652.14	
Dayton Christian	\$158.46	\$0.00			\$23.63	\$134.83	\$13,483.05	\$2,363.23	
Dayton Early College	\$25.40	\$0.00			\$18.07	\$0.00		\$1,807.42	
Dayton Public	\$69,541.80	\$69,118.38			\$0.00	\$423.42	\$42,342.00		\$3,455,919.17
Dayton Stem School	\$109.17	\$0.00			\$109.17	\$0.00		\$10,916.84	
Deer Park	\$4,434.64	\$4,433.56			\$1.08	\$0.00		\$108.24	\$221,677.89
Delphos	\$4.67	\$0.00			\$4.67	\$0.00		\$467.04	
East Clinton	\$17,631.15	\$5,799.49	\$11,396.00		\$222.92	\$212.73	\$21,273.47	\$22,292.22	\$289,974.11

Amounts under \$25 will be added next year		Southwestern Ohio EPC Program Rebates from 2022-23 School Year Spending							
Joined GFS Prime mid-year, not full 2% rebate		Rebate					Spend		
Money Included from previous year(s)		Food Service	Intrest Dividend Member Participation	Health Insurance Wellness	Classroom Supplies	Copy Paper	Paper & Classroom Supply 7/22 - 6/23	GFS Prime 07/22 - 06/23	
	Total District Rebate								
Totals	\$2,258,045.32	\$956,880.99	\$978,238.00	\$286,054.75	\$10,291.36	\$26,580.23	\$2,658,022.95	\$1,029,135.71	\$48,892,098.99
District	Rebate	Food	Dividend	Wellness	Classroom	Paper	Paper	Classroom	GFS
Eastern	\$6.08	\$0.00			\$6.08	\$0.00		\$608.07	
Eaton	\$16,650.38	\$6,417.02	\$9,900.00		\$108.53	\$224.83	\$22,482.88	\$10,853.41	\$320,850.97
Edgerton	\$21.45	\$0.00			\$21.45	\$0.00		\$2,145.30	
Edgewood	\$29,149.54	\$0.00	\$15,912.00	\$12,900.00	\$0.00	\$337.54	\$33,754.40		
Elida	\$7,480.47	\$7,293.63			\$186.84	\$0.00		\$18,684.10	\$364,681.40
EPC	\$1,130.85	\$0.00	\$572.00	\$550.00	\$8.85	\$0.00		\$884.69	
Fairbanks	\$4,524.00	\$0.00	\$4,524.00		\$0.00	\$0.00			
Fairborn	\$59,416.44	\$14,623.38	\$30,184.00	\$14,362.50	\$12.54	\$234.03	\$23,402.67	\$1,253.77	\$731,168.39
Fairfield City	\$11,171.39	\$9,577.64			\$0.00	\$1,593.75	\$159,374.54		\$1,198,342.24
Fairfield Local	\$3,951.42	\$3,819.62			\$0.00	\$131.80	\$13,179.85		\$190,980.89
Fairlawn	\$2,909.70	\$2,825.61			\$0.00	\$84.09	\$8,409.22		\$141,280.03
Fayette	\$0.46	\$0.00			\$0.46	\$0.00		\$45.78	
Felicity Franklin	\$5,495.12	\$0.00	\$3,016.00	\$2,475.00	\$4.12	\$0.00		\$412.47	
Forest Hills	\$30.31	\$0.00			\$15.06	\$0.00		\$1,505.96	
Fort Loramie	\$3,714.22	\$3,609.70			\$0.00	\$104.52	\$10,451.83		\$180,485.00
Fort Recovery	\$12,829.95	\$5,177.22	\$4,368.00	\$3,150.00	\$134.73	\$0.00		\$13,472.83	\$258,861.21
Franklin	\$20,075.40	\$6,009.58	\$13,728.00		\$40.73	\$297.09	\$29,709.00	\$4,073.05	\$300,479.21
Franklin Monroe	\$3,675.11	\$594.20	\$3,025.00		\$6.19	\$49.72	\$4,972.35	\$618.66	\$52,885.27
Gahanna Christian	\$1,572.36	\$1,572.36			\$0.00	\$0.00			\$78,618.12
Global Village Academy	\$1,090.20	\$1,090.20			\$0.00	\$0.00			\$54,509.94
Goshen	\$10,249.04	\$0.00	\$10,244.00		\$5.04	\$0.00		\$504.31	
Graham	\$18,239.82	\$5,019.66	\$7,384.00	\$5,737.50	\$0.50	\$98.16	\$9,816.20	\$49.95	\$250,983.47
Grant Career Ctr	\$1,990.64	\$0.00	\$1,976.00		\$14.64	\$0.00		\$1,464.01	
Great Oaks Career	\$9,423.24	\$9,421.82			\$1.42	\$0.00		\$142.25	\$471,090.86
Greene Co CC	\$5,513.00	\$0.00	\$5,460.00		\$49.92	\$3.08	\$308.25	\$4,991.77	
Greene Co ESC	\$6,909.93	\$0.00	\$6,875.00		\$0.00	\$34.93	\$3,493.00		
Greeneview	\$19,588.28	\$2,815.32	\$11,900.00	\$4,575.00	\$100.88	\$197.07	\$19,707.40	\$10,088.41	\$140,766.18
Greenfield	\$8,059.32	\$7,727.80			\$11.99	\$319.53	\$31,953.44	\$1,198.75	\$386,390.11
Greenon	\$13,572.65	\$3,897.80	\$9,625.00		\$42.47	\$7.39	\$738.80	\$4,246.53	\$194,890.13
Greenville	\$31,210.53	\$5,947.83	\$25,000.00		\$1.53	\$261.17	\$26,117.00	\$152.70	\$297,391.20
Hamilton	\$772.60	\$0.00			\$13.62	\$758.98	\$75,898.27	\$1,361.67	
Hardin Houston	\$2,632.87	\$2,493.29			\$5.99	\$133.59	\$13,359.13	\$599.16	\$124,664.49
Harvest Prep	\$7,125.58	\$7,125.58			\$0.00	\$0.00			\$356,278.35
Hillsboro	\$14,068.10	\$14,029.91			\$19.81	\$18.38	\$1,838.00	\$1,981.16	\$701,495.82
Holy Angels School	\$514.50	\$514.50			\$0.00	\$0.00			\$25,725.05
Howland	\$4,777.24	\$4,761.92			\$15.32	\$0.00		\$1,532.29	\$238,095.38
Huber Heights	\$46,903.64	\$20,365.34	\$26,000.00		\$19.00	\$519.30	\$51,930.19	\$1,899.85	\$1,018,266.80
Indian Hill	\$1.27	\$0.00			\$1.27	\$0.00		\$126.52	
Jackson Center	\$2,250.61	\$2,087.11			\$83.07	\$80.43	\$8,043.00	\$8,306.71	\$104,355.67
Jefferson Local	\$147.50	\$147.50			\$0.00	\$0.00			\$7,374.88
Jefferson Twp	\$3,402.43	\$2,152.43	\$1,250.00		\$0.00	\$0.00			\$107,621.38
Kalida	\$1,997.07	\$1,997.07			\$0.00	\$0.00			\$99,853.79
Kenton	\$44.86	\$0.00			\$20.41	\$0.00		\$2,041.48	
Kettering	\$65,048.76	\$23,188.08	\$40,900.00		\$66.67	\$894.01	\$89,401.46	\$6,666.85	\$1,159,404.33
Kings	\$10,266.07	\$9,731.88			\$22.57	\$511.62	\$51,162.41	\$2,257.41	\$486,594.87
Lakota	\$634.76	\$0.00			\$634.76	\$0.00		\$63,475.79	
Lebanon	\$9,194.72	\$8,734.20			\$0.00	\$460.52	\$46,051.51		\$436,710.30
Legacy Christian	\$1,976.03	\$1,970.16			\$5.87	\$0.00		\$586.90	\$98,508.15
Leipsic	\$62.81	\$0.00			\$62.81	\$0.00		\$6,280.93	
Lima	\$16,093.00	\$16,013.60			\$79.40	\$0.00		\$7,939.91	\$800,679.51
Lincolnview	\$2,170.17	\$2,168.74			\$1.43	\$0.00		\$142.74	\$108,437.18
Little Miami	\$37,708.16	\$12,344.42	\$25,175.00		\$40.03	\$148.71	\$14,871.25	\$4,003.02	\$617,221.16
Loveland	\$7,406.13	\$7,405.81			\$0.32	\$0.00		\$32.00	\$370,290.21
Lynchburg-Clay	\$238.17	\$0.00			\$22.76	\$215.41	\$21,540.97	\$2,275.66	
Mad River	\$62,672.46	\$13,558.81	\$34,900.00	\$13,500.00	\$221.95	\$491.70	\$49,169.95	\$22,195.22	\$677,940.67
Madison	\$6,178.87	\$6,175.55			\$3.32	\$0.00		\$331.78	\$308,777.55

Amounts under \$25 will be added next year		Southwestern Ohio EPC Program Rebates from 2022-23 School Year Spending							
Joined GFS Prime mid-year, not full 2% rebate									
Money Included from previous year(s)		Rebate					Spend		
	Total District Rebate	Food Service	Intrest Dividend Member Participation	Health Insurance Wellness	Classroom Supplies	Copy Paper	Paper & Classroom Supply 7/22 - 6/23		GFS Prime 07/22 - 06/23
Totals	\$2,258,045.32	\$956,880.99	\$978,238.00	\$286,054.75	\$10,291.36	\$26,580.23	\$2,658,022.95	\$1,029,135.71	\$48,892,098.99
District	Rebate	Food	Dividend	Wellness	Classroom	Paper	Paper	Classroom	GFS
Madison-Plains	\$12,527.67	\$4,568.46	\$7,956.00		\$3.21	\$0.00		\$321.39	\$228,422.72
Manchester	\$3,395.74	\$3,358.47			\$37.27	\$0.00		\$3,726.96	\$167,923.78
Marion	\$7,527.74	\$3,985.90	\$3,432.00		\$5.05	\$104.79	\$10,479.00	\$504.65	\$199,295.33
Mason	\$1,234.24	\$0.00			\$19.62	\$1,214.62	\$121,461.63	\$1,962.20	
Mercer Co ESC	\$5,364.63	\$0.00	\$3,328.00	\$2,025.00	\$11.63	\$0.00		\$1,163.32	
Miami (Riverside) DD	\$35.80	\$0.00			\$0.00	\$35.80	\$3,580.00		
Miami Co ESC	\$15,381.76	\$0.00	\$8,476.00	\$6,862.50	\$13.18	\$30.08	\$3,008.22	\$1,317.60	
Miami East	\$10,245.83	\$4,330.88	\$5,616.00		\$140.26	\$158.69	\$15,868.57	\$14,026.39	\$216,543.94
Miami Trace	\$11,948.59	\$11,708.08			\$0.00	\$240.51	\$24,051.00		\$585,404.54
Miami Valley CTC	\$18,375.37	\$0.00	\$10,400.00	\$7,425.00	\$246.03	\$304.34	\$30,433.91	\$24,602.97	
Miami Valley School	\$82.22	\$0.00			\$31.76	\$50.46	\$5,045.71	\$3,176.45	
Miamisburg	\$50,872.57	\$11,293.00	\$22,256.00	\$16,387.50	\$349.56	\$586.50	\$58,650.41	\$34,956.35	\$564,648.74
Midwest Regional ESC	\$6.14	\$0.00			\$6.14	\$0.00		\$614.00	
Milford	\$24,551.56	\$24,551.56			\$0.00	\$0.00			\$1,227,581.11
Miller City New Cleve	\$1,406.98	\$1,398.57			\$8.41	\$0.00		\$841.49	\$69,928.67
Milton Union	\$14,825.07	\$4,333.65	\$5,772.00	\$4,500.00	\$24.72	\$194.70	\$19,469.78	\$2,472.21	\$216,682.30
Minster	\$9,609.51	\$4,075.39	\$2,964.00	\$2,362.50	\$80.65	\$126.97	\$12,697.00	\$8,065.22	\$203,769.25
Mississinawa	\$9,869.73	\$2,722.83	\$4,235.00	\$2,812.50	\$17.30	\$82.10	\$8,209.68	\$1,729.90	\$136,141.57
Montgomery Co DDS	\$64.61	\$0.00			\$11.88	\$52.73	\$5,272.74	\$1,188.23	
Montgomery Co ESC	\$32,647.44	\$0.00	\$19,552.00	\$12,900.00	\$55.13	\$140.31	\$14,031.00	\$5,512.82	
MVECA	\$2,156.00	\$0.00	\$2,156.00		\$0.00	\$0.00			
National Trail	\$10,494.66	\$5,041.81	\$5,170.00		\$282.85	\$0.00		\$28,284.67	\$252,090.45
New Bremen	\$5,502.28	\$1,961.36	\$3,536.00		\$4.92	\$0.00		\$492.30	\$98,068.07
New Knoxville	\$4,919.42	\$1,626.92	\$1,980.00	\$1,312.50	\$0.00	\$0.00			\$81,346.10
New Lebanon	\$14,107.37	\$3,669.09	\$5,824.00	\$4,387.50	\$88.01	\$138.77	\$13,876.80	\$8,801.25	\$183,454.72
New Richmond	\$10,608.00	\$0.00	\$10,608.00		\$0.00	\$0.00			
Newton	\$4,913.76	\$1,522.66	\$3,300.00		\$84.34	\$6.77	\$676.80	\$8,433.61	\$76,132.88
Northeastern	\$38,386.62	\$5,888.79	\$21,170.00	\$11,137.50	\$42.29	\$148.04	\$14,804.00	\$4,228.85	\$294,439.07
Northmont	\$49,453.44	\$24,134.74	\$24,675.00		\$230.73	\$412.97	\$41,296.64	\$23,073.48	\$1,206,737.61
Northridge	\$30,132.85	\$6,060.86	\$17,100.00	\$6,562.50	\$151.23	\$258.26	\$25,825.56	\$15,123.06	\$303,043.21
Northwest	\$24,242.77	\$23,959.98			\$11.19	\$271.60	\$27,160.00	\$1,119.48	\$1,197,998.65
Northwestern	\$18,973.45	\$4,533.49	\$9,471.00	\$4,687.50	\$78.70	\$202.77	\$20,276.56	\$7,869.63	\$226,674.08
Oakwood	\$25,779.43	\$3,127.69	\$15,015.00	\$7,612.50	\$24.24	\$0.00		\$2,423.56	\$156,384.18
Ottoville	\$2,073.39	\$2,073.39			\$0.00	\$0.00			\$103,669.49
Our Lady of Grace	\$1,703.65	\$1,703.65			\$0.00	\$0.00			\$85,182.43
Parkway	\$8,122.39	\$0.00	\$4,524.00	\$3,337.50	\$85.89	\$175.00	\$17,500.00	\$8,588.93	
Paulding	\$58.54	\$0.00			\$58.54	\$0.00		\$5,854.16	
Perry	\$1,176.00	\$1,143.63			\$32.37	\$0.00		\$3,236.68	\$113,309.55
Pike Delta York	\$8.52	\$0.00			\$8.52	\$0.00		\$851.96	
Piqua City	\$11,050.96	\$11,050.96			\$0.00	\$0.00			\$552,548.44
Preble Co ESC	\$3,339.72	\$0.00	\$3,300.00		\$0.00	\$39.72	\$3,971.90		
Preble Shawnee	\$10,492.22	\$3,588.08	\$6,656.00		\$41.09	\$207.04	\$20,704.49	\$4,109.29	\$179,404.08
Reading	\$4,841.99	\$4,742.01			\$2.65	\$97.34	\$9,733.75	\$264.58	\$237,100.53
Ripley Union Lewis	\$2.48	\$0.00			\$2.48	\$0.00		\$248.46	
Riverdale	\$166.99	\$0.00			\$77.71	\$89.28	\$8,928.04	\$7,770.55	
Riverside Local	\$9,138.03	\$2,859.38	\$3,740.00	\$2,437.50	\$0.00	\$101.15	\$10,114.55		\$142,969.34
Ross Local	\$7,972.33	\$7,968.21			\$4.12	\$0.00		\$412.44	\$398,410.89
Russia	\$1,252.04	\$1,132.36			\$33.81	\$85.87	\$8,586.95	\$3,381.39	\$56,617.71
Seven Hills School	\$2,147.70	\$2,147.70			\$0.00	\$0.00			\$203,153.90
Shared Resource Ctr	\$728.00	\$0.00	\$728.00		\$0.00	\$0.00			
Shawnee	\$181.35	\$0.00			\$181.35	\$0.00		\$18,134.53	
Shelby Co DD	\$4,205.99	\$0.00	\$4,158.00		\$2.78	\$45.21	\$4,520.90	\$278.45	
Sidney	\$23,520.74	\$9,978.76	\$13,365.00		\$0.00	\$176.98	\$17,697.91		\$498,937.86
Southeastern	\$7,604.76	\$1,553.02	\$5,929.00		\$12.96	\$109.78	\$10,978.00	\$1,295.55	\$77,650.58
Southern Ohio ESC	\$7,568.51	\$0.00	\$4,400.00	\$3,150.00	\$0.00	\$18.51	\$1,851.00		
Southwest	\$9,427.92	\$9,427.92			\$0.00	\$0.00			\$471,397.47

Amounts under \$25 will be added next year		Southwestern Ohio EPC Program Rebates from 2022-23 School Year Spending							
Joined GFS Prime mid-year, not full 2% rebate		Rebate					Spend		
Money Included from previous year(s)		Food Service	Intrest Dividend Member Participation	Health Insurance Wellness	Classroom Supplies	Copy Paper	Paper & Classroom Supply 7/22 - 6/23	GFS Prime 07/22 - 06/23	
	Total District Rebate								
Totals	\$2,258,045.32	\$956,880.99	\$978,238.00	\$286,054.75	\$10,291.36	\$26,580.23	\$2,658,022.95	\$1,029,135.71	\$48,892,098.99
District	Rebate	Food	Dividend	Wellness	Classroom	Paper	Paper	Classroom	GFS
Spencerville	\$2,724.74	\$2,511.11			\$213.63	\$0.00		\$21,362.73	\$125,555.71
Springboro	\$65,473.98	\$12,300.11	\$35,266.00	\$16,800.00	\$74.76	\$1,033.10	\$103,310.25	\$7,476.25	\$615,006.32
Springfield City	\$39,710.38	\$39,340.52			\$0.00	\$369.86	\$36,985.65		\$1,967,026.16
Springfield Clark CTC	\$11,951.81	\$3,251.19	\$5,698.00	\$2,962.50	\$0.00	\$40.12	\$4,012.18		\$162,559.71
Springfield Local	\$25.22	\$0.00			\$19.14	\$0.00		\$1,913.94	
St Albert The Great	\$9,806.23	\$9,806.23			\$0.00	\$0.00			\$490,310.59
St Aloysius Orphanage	\$4.19	\$4.19			\$0.00	\$0.00			\$209.29
St Bernard Elmwood Pl	\$15.00	\$0.00			\$15.00	\$0.00		\$1,500.07	
St Henry	\$10,300.92	\$3,282.84	\$4,108.00	\$2,737.50	\$172.58	\$0.00		\$17,257.58	\$164,142.57
St Margaret of York	\$2.45	\$0.00			\$2.45	\$0.00		\$245.38	
St Marys	\$35,134.03	\$17,063.85	\$11,858.00	\$6,037.50	\$174.68	\$0.00		\$17,467.54	\$853,192.38
St Patrick	\$4.08	\$0.00			\$4.08	\$0.00		\$408.31	
St Paul	\$214.59	\$214.59			\$0.00	\$0.00			\$10,729.82
St Peter	\$32.55	\$0.00			\$32.55	\$0.00		\$3,255.41	
Sycamore	\$41.89	\$0.00			\$19.73	\$0.00		\$1,973.05	
Sylvania	\$80.84	\$0.00			\$80.84	\$0.00		\$8,083.88	
Talawanda	\$8,683.04	\$8,368.24			\$50.42	\$264.38	\$26,437.53	\$5,042.13	\$418,412.08
Tecumseh	\$31,304.41	\$10,089.55	\$20,559.00		\$218.23	\$437.63	\$43,763.00	\$21,822.59	\$504,478.04
Three Rivers	\$4,399.89	\$4,399.89			\$0.00	\$0.00			\$219,994.82
Tipp City	\$5,065.89	\$4,622.55			\$287.70	\$155.64	\$15,563.72	\$28,770.16	\$231,128.05
Tolles CC	\$4,638.73	\$0.00	\$4,576.00		\$0.00	\$62.73	\$6,273.05		
Tri County North	\$9,834.25	\$2,458.83	\$4,180.00	\$3,150.00	\$45.42	\$0.00		\$4,542.42	\$122,941.30
Tri Village	\$12,255.91	\$1,260.73	\$7,800.00	\$3,075.00	\$50.97	\$69.21	\$6,921.03	\$5,097.37	\$113,109.41
Triad	\$4,817.18	\$4,654.70			\$32.09	\$130.39	\$13,038.52	\$3,209.49	\$232,734.81
Trotwood Madison	\$42,890.99	\$14,883.26	\$15,600.00	\$12,150.00	\$0.00	\$257.73	\$25,772.66		\$744,162.77
Troy Christian	\$64.65	\$0.00			\$0.95	\$63.70	\$6,370.40	\$95.04	
Troy	\$16,451.84	\$15,747.85			\$16.04	\$687.95	\$68,795.03	\$1,604.08	\$787,393.08
Twin Valley	\$7,214.90	\$2,501.55	\$4,565.00		\$36.03	\$112.32	\$11,231.51	\$3,603.31	\$125,077.55
Upper Valley CC	\$21,309.81	\$4,648.19	\$16,500.00		\$10.93	\$150.68	\$15,068.37	\$1,093.27	\$232,409.45
Urbana	\$163.16	\$0.00			\$13.08	\$150.08	\$15,008.00	\$1,307.74	
Valley View	\$18,928.27	\$5,571.69	\$7,645.00	\$5,475.00	\$61.97	\$174.61	\$17,460.79	\$6,197.26	\$278,584.16
Vandalia Butler	\$23,985.14	\$7,574.07	\$15,890.00		\$166.35	\$354.72	\$35,472.24	\$16,634.95	\$378,703.43
Van Wert	\$4,942.62	\$4,642.39			\$99.68	\$200.55	\$20,055.00	\$9,968.05	\$232,119.25
Vantage CC	\$2,325.80	\$2,217.54			\$104.05	\$4.21	\$421.00	\$10,404.92	\$110,877.09
Versailles	\$16,688.57	\$5,319.12	\$6,600.00	\$4,725.00	\$44.45	\$0.00		\$4,445.29	\$265,956.20
Wapakoneta	\$13,545.06	\$13,505.79			\$39.27	\$0.00		\$3,927.11	\$675,289.63
Warren Co CC	\$7,489.30	\$0.00	\$7,488.00		\$1.30	\$0.00		\$129.50	
Warren Co ESC	\$33,636.05	\$0.00	\$20,405.00	\$13,200.00	\$31.05	\$0.00		\$3,104.92	
Washington C H	\$12,568.47	\$12,506.87			\$61.60	\$0.00		\$6,159.85	\$625,343.12
Wayne	\$15,253.59	\$3,394.64	\$10,452.00	\$1,029.75	\$31.91	\$345.29	\$34,529.07	\$3,190.69	\$169,732.27
Wayne Trace	\$5,158.59	\$0.00	\$5,100.00		\$58.59	\$0.00		\$5,859.40	
Waynesfield-Goshen	\$5,299.93	\$0.00	\$2,964.00	\$2,325.00	\$0.00	\$10.93	\$1,092.97		
West Carrollton	\$27,124.58	\$9,951.88	\$16,900.00		\$62.11	\$210.58	\$21,058.44	\$6,211.23	\$497,594.17
West Central Juv Det	\$1,493.41	\$1,493.41			\$0.00	\$0.00			\$74,670.76
West Clermont	\$270.74	\$0.00			\$270.74	\$0.00		\$27,074.34	
West Liberty Salem	\$7,645.28	\$3,363.00	\$4,275.00		\$0.00	\$7.28	\$727.50		\$168,150.04
Western Brown	\$9,298.29	\$9,291.60			\$6.69	\$0.00		\$668.79	\$464,579.62
Williamsburg	\$4,273.22	\$0.00	\$4,264.00		\$5.23	\$3.99	\$399.20	\$523.16	
Wilmington	\$13,358.93	\$0.00	\$12,925.00		\$161.17	\$272.76	\$27,275.92	\$16,117.49	
Winton Woods	\$10,906.45	\$10,903.09			\$3.36	\$0.00		\$336.03	\$545,154.55
Xenia	\$42,426.43	\$16,075.03	\$15,250.00	\$10,312.50	\$108.66	\$680.23	\$68,023.28	\$10,866.37	\$803,751.52
Yellow Springs	\$4,140.36	\$0.00	\$4,004.00		\$11.22	\$125.14	\$12,513.60	\$1,122.46	